

Pluggable Single-Pole SPD

SPT40-XXX/1(S)

Class II • Type 2 • Type 1CA

- Location of Use: Sub-Distribution Boards
- Network Systems: TN-S, TN-C, TT (only L-N)
- Mode of Protection: L-PE, N-PE (only TN-S), L-PEN, L-N
- Surge Ratings: $I_n = 20 \text{ kA} (8/20 \mu\text{s})$
- IEC/EN/UL Category: Class II / Type 2 / Type 1CA
- Protective Elements: High Energy MOV
- Housing: Pluggable Design
- Compliance: IEC 61643-11:2011
EN 61643-11:2012
UL 1449 4th Edition



Technical Data

SPT40-XXX/1(S)		75	150	275	320	385	440
IEC Electrical							
Nominal AC Voltage (50/60Hz)	U_o / U_n	60 V	120 V	230 V	230 V	230 V	400 V
Maximum Continuous Operating Voltage (AC)	U_c	75 V	150 V	275 V	320 V	385 V	440 V
Nominal Discharge Current (8/20 μs)	I_n	20 kA	20 kA	20 kA	20 kA	20 kA	20 kA
Maximum Discharge Current (8/20 μs)	I_{max}	40 kA	40 kA	40 kA	40 kA	40 kA	40 kA
Voltage Protection Level	U_p	400 V	1000 V	1500 V	1600 V	1750 V	2000 V
Response Time	t_A	< 25 ns					
Back-Up Fuse (max)		125 A gL / gG					
Short-Circuit Current Rating (AC)	I_{SCCR}	25 kA / 50 kA					
TOV Withstand 5s	U_T	90 V	180 V	335 V	335 V	335 V	580 V
	U_T	115 V	230 V	440 V	440 V	440 V	765 V
TOV 120min	mode	Withstand	Withstand	Safe Fail	Safe Fail	Safe Fail	Safe Fail
Number of Ports		1					
UL Electrical							
Maximum Continuous Operating Voltage (AC)	MCOV	75 V	150 V	275 V	320 V	385 V	440 V
Voltage Protection Rating	VPR	330 V	600 V	900 V	1000 V	1200 V	1500 V
Nominal Discharge Current (8/20 μs)	I_n	20 kA	20 kA	20 kA	20 kA	20 kA	20 kA
Short-Circuit Current Rating (AC)	SCCR	100 kA	200 kA	150 kA	150 kA	150 kA	200 kA
Mechanical & Environmental							
Operating Temperature Range	T_a	-40 °F to +158 °F [-40 °C to +70 °C]					
Permissible Operating Humidity	RH	5%...95%					
Atmospheric pressure and altitude		80k Pa ... 106k Pa / -500 m ... 2000 m					
Terminal Screw Torque	M_{max}	39.9 lbf·in [4.5 Nm]					
Conductor Cross Section (max)		2 AWG (Solid, Stranded) / 4 AWG (Flexible)					
		35 mm ² (Solid, Stranded) / 25 mm ² (Flexible)					
Mounting		35 mm DIN Rail, EN 60715					
Degree of Protection		IP 20 (built-in)					
Housing Material		Thermoplastic: Extinguishing Degree UL 94 V-0					
Thermal Protection		Yes					
Operating State / Fault Indication		Green ok / Red defect					
Remote Contacts (RC)		Optional					
RC Switching Capacity		AC: 250V / 0.5 A; DC: 250V / 0.1 A; 125 V / 0.2 A; 75 V / 0.5 A					
RC Conductor Cross Section (max)		16 AWG (Solid) / 1.5 mm ² (Solid)					

SPT40-XXX/1(S)



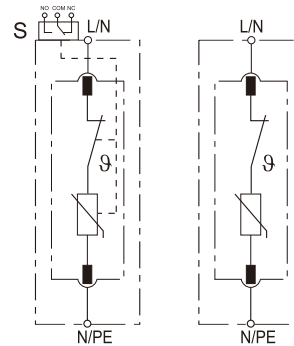
Order Information

Order Code	75	150	275	320	385	440
SPT40-XXX/1	4007511	4015011	4027511	4032011	4038511	4044011
SPT40-XXX/1S (with remote contacts)	4007512	4015012	4027512	4032012	4038512	4044012
SPT40-XXX/0 (spare modules)	4007501	4015001	4027501	4032001	4038501	4044001

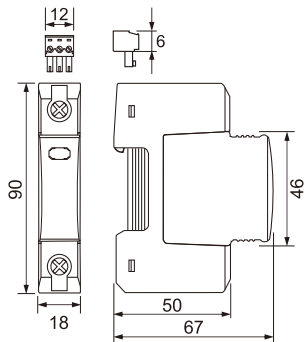
Internal Configuration

Legend

- L Line
- N Neutral
- PE Protective Earth
- S Signalling Contacts Optional



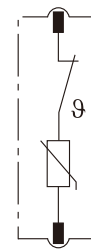
Dimensions & Packaging



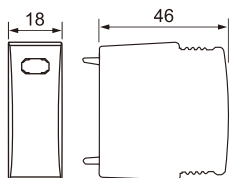
Dimensions & Packaging

SPT40-XXX/1(S)	75	150	275	320	385	440
Single Unit DIN 43880 Dimension	1 CTN					
Packaging Dimensions (H x W x L)	[270 × 230 × 330 mm]					
Minimum Order Quantity	72 Units					

SPT40-XXX/0



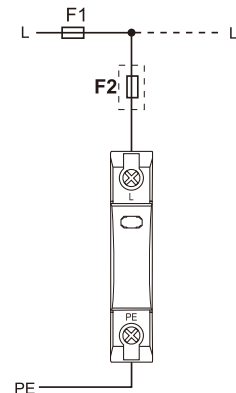
Dimensions & Packaging



Dimensions & Packaging

SPT40-XXX/0	75	150	275	320	385	440
Single Unit DIN 43880 Dimension	1 CTN					
Packaging Dimensions (H x W x L)	[270 × 230 × 330 mm]					
Minimum Order Quantity	96 Units					

TN-S, TN-C, TT (Single-phase, 1+0)



Connection Diagram