


Modular Multi-pole SPD for Wind Turbine Systems
SafeTec C(R) (3+0) WT
 Class II • Type 2



Location of Use: Wind Turbine Systems
 Sub-distribution Boards
 Network Systems: TN-C
 Mode of Protection: L - PEN
 Surge Ratings: $I_n = 12.5\text{ kA (8/20}\mu\text{s)}$
 $I_{max} = 25\text{ kA (8/20}\mu\text{s)}$
 IEC/EN Category: Class II / Type 2
 Protective Elements: High Energy MOV
 Safety: TOV Withstand
 Housing: Modular Design
 Compliance: IEC 61643-11:2011
 EN 61643-11:2012

Technical Data

SafeTec C(R) xxx (3+0) WT

750

880

Electrical

Nominal AC Voltage (50/60 Hz)	U_o	690V	690V
Maximum Continuous Operating Voltage (AC)	U_c	750V	880V
Nominal Discharge Current (8/20 μs) per pole	I_n	12.5 kA	12.5 kA
Maximum Discharge Current (8/20 μs) per pole	I_{max}	25 kA	25 kA
Voltage Protection Level	U_p	2.8 kV	3.0 kV
Response Time	t_A	< 25 ns	
Back-Up Fuse (if mains > 125 A)		125 A gG	
Short-Circuit Current Rating (AC) (50 Hz)	I_{SCCR}	25 kA	
TOV withstand 5s	U_T	1000V	1100V
Number of Ports		1	

Mechanical & Environmental

Temperature Range	T_a	-40 °C to +85 °C	
Permissible Humidity	RH	5%...95%	
Terminal Screw Torque	M_{max}	3.0 Nm	
Conductor Cross Section		35 mm ² (solid) / 25 mm ² (stranded)	
Mounting		35 mm DIN Rail, EN 60715	
Degree of Protection		IP 20	
Housing Material		Thermoplastic: Extinguishing Degree UL 94 V-0	
Thermal Protection		Yes	
Fault Indication		Red Flag	
Remote Contacts (RC)		Optional	
RC Switching Capacity		AC: 250V/0.5 A; 125V/3 A	
RC Terminal Cross Section (max)		1.5 mm ²	
RC Terminal Screw Torque		0.25 Nm	

Order Information

Order Code	750	880
SAFETEC C xxx (3+0) WT*	516.A47	516.A48
SAFETEC CR xxx (3+0) WT (with remote contacts)*	516.A50	516.A51
Module SAFETEC C(R) xxx WT*	516.A53	516.A54

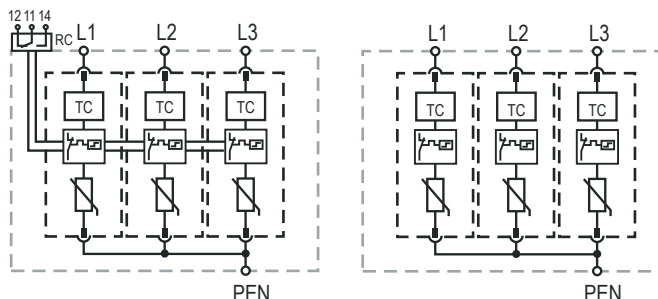
*Product also available with UL certification.

SafeTec C(R) (3+0) WT

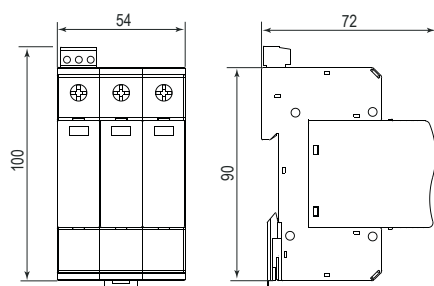
Internal Configuration

Legend

- L Line
- PEN Combined Protective Earth and Neutral
- RC Remote Contacts Optional
- TC Thermal Control Function



Dimensions & Packaging [mm]

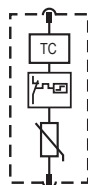


Dimensions & Packaging

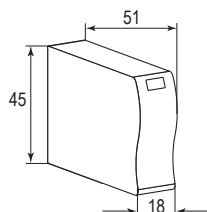
SafeTec C xxx (3+0) WT		
Single Unit Weight	750	880
Single Unit DIN 43880 Dimension	364 g	364 g
Single Unit DIN 43880 Dimension	3 TE	
Packaging Dimensions (H x W x L)	109 x 77 x 62 mm	
Minimum Order Quantity	5 Units	
SafeTec CR xxx (3+0) WT		
Single Unit Weight	750	880
Single Unit DIN 43880 Dimension	369 g	369 g
Single Unit DIN 43880 Dimension	3 TE	
Packaging Dimensions (H x W x L)	109 x 77 x 62 mm	
Minimum Order Quantity	5 Units	

Module Internal Configuration

Module SafeTec C(R) xxx WT



Dimensions & Packaging [mm]



Dimensions & Packaging

Module SafeTec C(R) xxx WT		
Single Unit Weight	750	880
Single Unit Weight	78 g	78 g
Single Unit DIN 43880 Dimension	1 TE	
Packaging Dimensions (H x W x L)	98 x 77 x 110 mm	
Minimum Order Quantity	12 Units	