

Overvoltage Protection

ProTec T2-ADV 1+0

Class II • Type 2 • Type 1CA



Location of Use: Sub-Distribution Boards
Network Systems: TN-S, TN-C, TT (only L-N)
Mode of Protection: L-PE, N-PE (only TN-S), L-PEN, L-N
IEC/EN/UL Category: Class II / Type 2 / Type 1CA
Housing: Pluggable Design
Compliance: IEC 61643-11:2011
 EN 61643-11:2012
 UL 1449 4th Edition

Technical Data

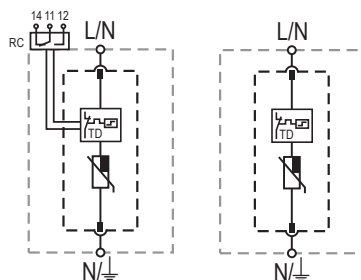
ProTec T2-ADV-xxx-1+0(-R)		75	150	300	350	480
IEC Electrical						
Nominal AC Voltage (50/60Hz)	U_o/U_n	60V	120V	240V	277V	400V
Maximum Continuous Operating Voltage (AC)	U_c	75V	150V	300V	350V	480V
Nominal Discharge Current (8/20 μ s)	I_n	20kA	20kA	20kA	20kA	20kA
Maximum Discharge Current (8/20 μ s)	I_{max}	50kA	50kA	50kA	50kA	50kA
Voltage Protection Level	U_p	600V	1000V	1300V	1700V	2000V
Response Time	t_A	< 25ns				
Overcurrent Protection (max)		160A gG				
Short-Circuit Current Rating (AC)	I_{SCCR}	50kA				
TOV Withstand 5s	U_T	114V	229V	337V	403V	581V
TOV 120min	U_T	114V	229V	442V	528V	762V
	mode	Withstand	Withstand	Safe Fail	Safe Fail	Safe Fail
Number of Ports		1				
UL Electrical						
Maximum Continuous Operating Voltage (AC)	MCOV	75V	150V	300V	350V	480V
Voltage Protection Rating	VPR	400V	600V	900V	1200V	1500V
Nominal Discharge Current (8/20 μ s)	I_n	20kA	20kA	20kA	20kA	20kA
Short-Circuit Current Rating (AC)	SCCR	100kA	200kA	150kA	200kA	200kA
Mechanical & Environmental						
Operating Temperature Range	T_a	-40 °F to +185 °F [-40 °C to +85 °C]				
Permissible Operating Humidity	RH	5%...95%				
Altitude (max)		13123 ft [4000m]				
Terminal Screw Torque	M_{max}	39.9 lbf-in [4.5Nm]				
Conductor Cross Section (max)		2 AWG (Solid, Stranded) / 4 AWG (Flexible) 35 mm ² (Solid, Stranded) / 25 mm ² (Flexible)				
Mounting		35 mm DIN Rail, EN 60715				
Degree of Protection		IP 20 (built-in)				
Housing Material		Thermoplastic: Extinguishing Degree UL 94 V-0				
Thermal Protection		Yes				
Operating State / Fault Indication		Green Flag / Not Green Flag				
Remote Contacts (RC)		Optional				
RC Switching Capacity		AC: 250V/1A, 125V/1A; DC: 48V/0.5A, 24V/0.5A, 12V/0.5A				
RC Conductor Cross Section (max)		16 AWG (Solid) / 1.5 mm ² (Solid)				
Order Information						
Order Code		75	150	300	350	480
ProTec T2-ADV-xxx-1+0		59.0208	59.0210	59.0212	59.0214	59.0216
ProTec T2-ADV-xxx-1+0-R (with remote contacts)		59.0209	59.0211	59.0213	59.0215	59.0217
ProTec T2-ADV-xxx-P (plug)		59.0202	59.0203	59.0204	59.0205	59.0206

ProTec T2-ADV 1+0

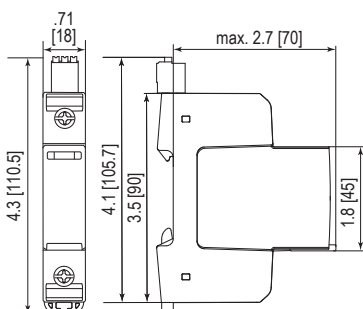
Internal Configuration

Legend

- L Line Conductor Terminal
- ⏏ PE/G Conductor Terminal
- RC Remote Contacts Terminal (Optional)
- TD Thermal Disconnect



Complete Unit



Complete Unit Dimensions & Packaging

ProTec T2-ADV-xxx-1+0		75	150	300	350	480
Weight	pounds	.266	.275	.291	.302	.304
	grams	121	125	132	137	144


ProTec T2-ADV-xxx-1+0-R

Weight	pounds	.283	.291	.306	.317	.328
	grams	128	132	139	144	149

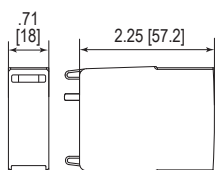
DIN 43880 Dimension	1 TE / .71" [18]
Packaging Dimensions (HxWxL)	4.3 x 4.5 x 13.8" [109 x 115 x 352 mm]
Standard Order Quantity	12 Units

Plug Internal Configuration

ProTec T2-ADV-xxx-P



Spare Plug



Single Unit Dimensions & Packaging

ProTec T2-ADV-xxx-P		75	150	300	350	480
Weight	pounds	.120	.127	.143	.154	.165
	grams	54	58	65	70	75

DIN 43880 Dimension	1 TE / .71" [18]
Packaging Dimensions (HxWxL)	3.2 x 4.5 x 12" [83 x 115 x 305 mm]
Standard Order Quantity	24 Units

inches
[mm]