

Overvoltage Protection

ProTec T2 3+1

Class II • Type 2 • Type 1CA



Location of Use: Sub-Distribution Boards
 Network Systems: TT, TN-S
 Mode of Protection: L-N, N-PE
 IEC/EN/UL Category: Class II / Type 2 / Type 1CA
 Housing: Pluggable Design
 Compliance: IEC 61643-11:2011
 EN 61643-11:2012
 UL 1449 4th Edition

Technical Data

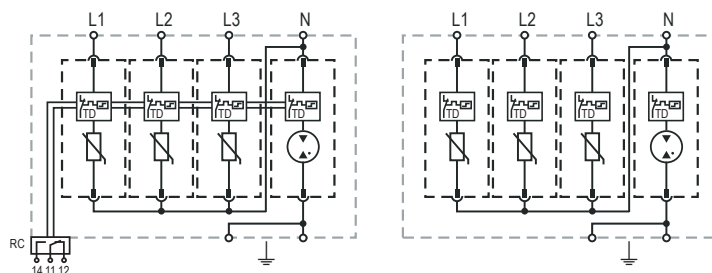
ProTec T2-xxx-3+1(-R)		300	350
IEC Electrical			
Nominal AC Voltage (50/60Hz)	U_o/U_n	240V	277V
Maximum Continuous Operating Voltage (AC)	(L-N) U_c	300V	350V
	(N-PE) U_c	305V	305V
Nominal Discharge Current (8/20 μ s)	(L-N)/(N-PE) I_n	20kA / 40kA	20kA / 40kA
Maximum Discharge Current (8/20 μ s)	(L-N)/(N-PE) I_{max}	50kA / 65kA	50kA / 65kA
Voltage Protection Level	(L-N)/(N-PE) U_p	1500V / 1500V	1750V / 1500V
Follow Current Interrupt Rating	(N-PE) I_{fi}	100A _{RMS}	
Response Time	(L-N)/(N-PE) t_A	< 25 ns / < 100 ns	
Overcurrent Protection (max)		315A / 250A gG	
Short-Circuit Current Rating (AC)	(L-N) I_{SCCR}	25kA / 50kA	
TOV Withstand 5s	(L-N) U_T	337V	403V
TOV 120min	(L-N) U_T	mode	Safe Fail
			Safe Fail
TOV Withstand 200ms	(N-PE) U_T	1200V	
Number of Ports		1	
UL Electrical			
Maximum Continuous Operating Voltage (AC)	(L-N)/(N-G) MCOV	300V / 305V	350V / 305V
Voltage Protection Rating	(L-N)/(N-G) VPR	900V / 1000V	1000V / 1000V
Nominal Discharge Current (8/20 μ s)	(L-N)/(N-G) I_n	20kA / 20kA	
Short-Circuit Current Rating (AC)	(L-N) SCCR	150kA	200kA
Mechanical & Environmental			
Operating Temperature Range	T_a	-40 °F to +185 °F [-40 °C to +85 °C]	
Permissible Operating Humidity	RH	5%...95%	
Altitude (max)		13123 ft [4000m]	
Terminal Screw Torque	M_{max}	39.9 lbf-in [4.5Nm]	
Conductor Cross Section (max)		2 AWG (Solid, Stranded) / 4 AWG (Flexible)	
		35 mm ² (Solid, Stranded) / 25 mm ² (Flexible)	
Mounting		35 mm DIN Rail, EN 60715	
Degree of Protection		IP 20 (built-in)	
Housing Material		Thermoplastic: Extinguishing Degree UL 94 V-0	
Thermal Protection		Yes	
Operating State / Fault Indication		Green Flag / Not Green Flag	
Remote Contacts (RC)		Optional	
RC Switching Capacity		AC: 250V/1A, 125V/1A; DC: 48V/0.5A, 24V/0.5A, 12V/0.5A	
RC Conductor Cross Section (max)		16 AWG (Solid) / 1.5 mm ² (Solid)	
Order Information			
Order Code		300	350
ProTec T2-xxx-3+1		59.0121	59.0123
ProTec T2-xxx-3+1-R (with remote contacts)		59.0122	59.0124
ProTec T2-xxx-P (plug L-N)		59.0065	59.0066
ProTube T2-40-P (plug N-PE)		59.0273	59.0273

ProTec T2 3+1

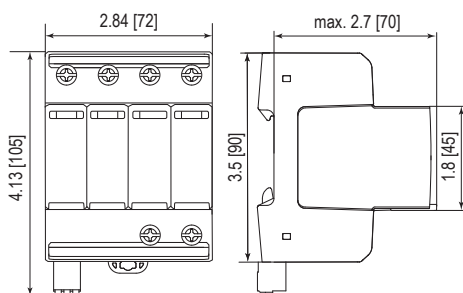
Internal Configuration

Legend

- L Line Conductor Terminal
- N Neutral Conductor Terminal
- PE/G Conductor Terminal
- RC Remote Contacts Terminal (Optional)
- TD Thermal Disconnect



Complete Unit




Complete Unit Dimensions & Packaging

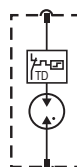
		300	350
ProTec T2-xxx-3+1			
Weight	pounds	1.000	1.033
	grams	453	468
ProTec T2-xxx-3+1-R			
Weight	pounds	1.011	1.044
	grams	458	473
DIN 43880 Dimension		4 TE / 2.84" [72]	
Packaging Dimensions (HxWxL)		4.3 x 4.5 x 13.8" [109 x 115 x 352 mm]	
Standard Order Quantity		4 Units	

Plug Internal Configuration

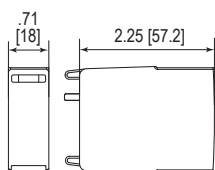
ProTec T2-xxx-P



ProTube T2-40-P



Spare Plug



Single Unit Dimensions & Packaging

		300	350
ProTec T2-xxx-P			
Weight	pounds	.130	.141
	grams	59	64
ProTube T2-40-P		40	
Weight	pounds	.093	
	grams	42	
DIN 43880 Dimension		1 TE / .71" [18]	
Packaging Dimensions (HxWxL)		3.2 x 4.5 x 12" [83 x 115 x 305 mm]	
Standard Order Quantity		24 Units	

inches
[mm]