

Lightning and Overvoltage Protection

ProTec T1H 3+0

Class I • Class II • Type 1 • Type 2 • Type 4CA

12.5kA Series



Location of Use: Main Distribution Boards
 Network Systems: TN-C
 Mode of Protection: L-PEN
 IEC/EN/UL Category: Class I+II / Type 1+2 / Type 4CA
 Technology: Hybrid
 Leakage Current Free: Yes
 Housing: Pluggable Design
 Compliance: IEC 61643-11:2011
 EN 61643-11:2012
 UL 1449 4th Edition

Technical Data

ProTec T1H-xxx-3+0(-R)

300

IEC Electrical

Nominal AC Voltage (50/60Hz)	U_o/U_n	240 V
Maximum Continuous Operating Voltage (AC)	U_c	300 V
Nominal Discharge Current (8/20 μ s)	I_n	20 kA
Maximum Discharge Current (8/20 μ s)	I_{max}	65 kA
Impulse Discharge Current (10/350 μ s)	I_{imp}	12.5 kA
Specific Energy	W/R	39 kJ/ Ω
Charge	Q	6.25 As
Voltage Protection Level	U_p	1500 V
Response Time	t_A	< 100 ns
Overcurrent Protection (max)		315 A / 250 A gG
Short-Circuit Current Rating (AC)	I_{SCCR}	25 kA / 50 kA
TOV Withstand 120min	U_T	442 V
Number of Ports		1

UL Electrical

Maximum Continuous Operating Voltage (AC)	MCOV	300 V
Measured Limiting Voltage	MLV	1220 V
Nominal Discharge Current (8/20 μ s)	I_n	20 kA

Mechanical & Environmental

Operating Temperature Range	T_a	-40 °F to +185 °F [-40 °C to +85 °C]
Permissible Operating Humidity	RH	5%...95%
Altitude (max)		13123 ft [4000 m]
Terminal Screw Torque	M_{max}	39.9 lbf-in [4.5 Nm]
Conductor Cross Section (max)		2 AWG (Solid, Stranded) / 4 AWG (Flexible) 35 mm ² (Solid, Stranded) / 25 mm ² (Flexible)
Mounting		35 mm DIN Rail, EN 60715
Degree of Protection		IP 20 (built-in)
Housing Material		Thermoplastic: Extinguishing Degree UL 94 V-0
Thermal Protection		Yes
Operating State / Fault Indication		Green Flag / Not Green Flag
Remote Contacts (RC)		Optional
RC Switching Capacity		AC: 250 V/1 A, 125 V/1 A; DC: 48 V/0.5 A, 24 V/0.5 A, 12 V/0.5 A
RC Conductor Cross Section (max)		16 AWG (Solid) / 1.5 mm ² (Solid)

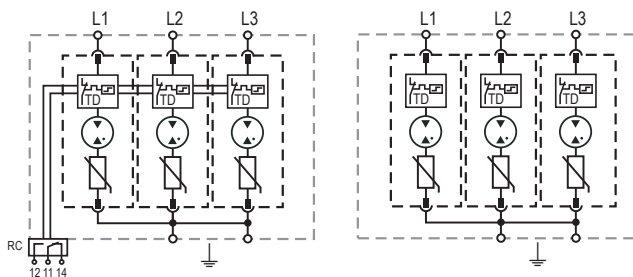
Order Information

Order Code	300
ProTec T1H-xxx-3+0	59.0314
ProTec T1H-xxx-3+0-R (with remote contacts)	59.0315
ProTec T1H-xxx-P (plug)	59.0308

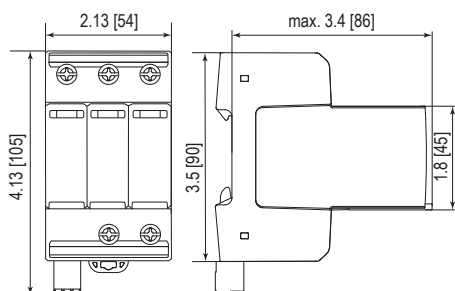
Internal Configuration

Legend

- L Line Conductor Terminal
- ⏏ PE/G Conductor Terminal
- RC Remote Contacts Terminal (Optional)
- TD Thermal Disconnect



Complete Unit



Complete Unit Dimensions & Packaging

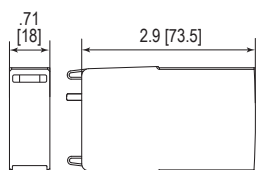
ProTec T1H-xxx-3+0		300
Weight	pounds [grams]	1.080 [490]
ProTec T1H-xxx-3+0-R		300
Weight	pounds [grams]	1.100 [499]
DIN 43880 Dimension		3 TE / 2.13" [54]
Packaging Dimensions (HxWxL)		4.3 x 4.5 x 13.8" [109 x 115 x 352 mm]
Standard Order Quantity		5 Units

Plug Internal Configuration

ProTec T1H-xxx-P



Spare Plug



Single Unit Dimensions & Packaging

ProTec T1H-xxx-P		300
Weight	pounds [grams]	.223 [101]
DIN 43880 Dimension		1 TE / .71" [18]
Packaging Dimensions (HxWxL)		4.3 x 4.5 x 13.8" [109 x 115 x 352 mm]
Standard Order Quantity		28 Units

inches
[mm]